



The Scrapbook



MEMORIES BY THE YARD

WHAT'S GOING ON

- New Clubs
- New Classes
- New BOM
- Sewing Machine Repairs
- Sale
- Mystery Quilts

INSIDE THIS ISSUE:

BOMs	2
New BOM	3
Sales	3
Clubs	4-5
New Clubs	5
Class Descriptions	6-10
Mystery Quilts	10
Machine Repair	11
Guilds	11

A GIFT FROM THE HEART


In February we celebrate Valentine's Day, a day to show the special people in our lives how much they mean to us and how much we love them. The stores carry cards, candy, stuffed animals and all manner of things dedicated to show our love for one another.

We quilters, however, don't need a special day each year to do this. We show our love and caring all year long. We make quilts for special occasions like birthdays, graduations, and weddings. We make quilts to honor our veterans. We make quilts to ease the sorrow of someone lost, or to comfort someone who is ill. We make quilts to give, just because. We really don't need a reason!

And it isn't only quilts that we make and give. It can be something to wear, or something to

decorate a table, or a pillow, or a baby's bib.

Quilters show their love and affection in other ways too. We help each other with techniques. We teach others how to quilt, or how to do a specific task. And often as we gather to quilt



we uplift each other, giving council, support, and sometimes a shoulder to cry on.

There is nothing quite like a gift made and given from the heart. Whether it is made by machine, or made by hand, it doesn't matter, as long as it is made with love.

With our classes and clubs, we attempt to offer you a variety of ways to encourage you, to teach you, to help you in the making of these gifts.

There are clubs and classes that utilize your machine, from beginner's classes, to machine

quilting, and machine embroidery. We offer sewing with templates and paper piecing. We have clubs that explore different techniques.

While machine work is wonderful and quick, sometimes you just want to do something by hand. Many people find handwork relaxing and soothing. It is also very portable! Therefore, we are offering several opportunities to make hand projects. We have hand appliqué clubs and classes, a club that works with wool appliqué, and now, new this year, a club that will teach hand embroidery and crazy quilting.

So whatever your fancy, be it machine or hand, or both, we hope to help you, to teach you, to inspire you, and to support you as you enjoy the fun of quilting and stitching! Thank you for allowing us this privilege.

The Staff at Memories

BLOCKS OF THE MONTH



Anita's Christmas Quilt 6 months, \$20/mth

This wonderful quilt has adorable Christmas vignettes appliquéd onto a star with a unique scalloped edge. Each month you will receive 2 blocks.

Kits include fabric for inner

square, star and

Christmas character only. We will be happy to help you select your personal sashing and borders.

6 slots available



Heart & Home 6 months, \$30/month

This BOM from The Quilt Company shows the love of home with four fun houses.

2 slots available



Marti's Medallion Quilt 12 months


Another great Marti Michell BOM, this one features a medallion using her Set A templates and other blocks that use her Set L templates.

6 slots available

Bespoke Blooms 12 months

This beautiful romantic quilt is designed by Robyn Pandolph. This appliquéd quilt is done in soft pastel colors of soft green, yellow with peach roses. Sure to appeal to the Princess in all of us.

4 slots available



Aunt Grace Circle of Friends 7 months, \$30/mth

This pieced and appliquéd quilt features the wonderful 1930's reproduction fabrics from Aunt Grace. This quilt is suitable even for a beginning quilter.

1 slot available



American Beauty 12 months

This is a beautiful quilt of pieced blocks placed on point. Use Marti Michell templates to make this quilt easy and fun.

2 slots available



A Graceful Baltimore 11 months, \$17.50/mth

A Baltimore Album quilt with a twist, this beautiful quilt combines Baltimore style appliquéd blocks with traditional pieced blocks.

9 slots available

Vintage Red work Baskets

7 months, \$20/mth

This beautiful embroidered quilt from Scarlet Today can be done by hand or machine. If you choose to do machine embroidery you will also need to purchase the CD for \$40.00.

6 slots available

BOM Regulations

When you commit to a BOM program, you are guaranteed a block kit each month. Block kits are generally available by the 10th of each month. When you sign up we will record your credit or debit card number. These numbers are kept in a secure location. If you have not picked up your block by the 15th of the month we will charge it to your card and ship it to you (shipping charges will be applied). Occasionally we may have to make a substitution on fabric. If this occurs, the substitute fabric will be of comparable quality and will blend with the rest of the quilt.

We reserve the right to substitute fabric in our kits and Block of the Months when necessary. We thank you for your understanding.

NEW BLOCKS OF THE MONTH



Raining Cats & Dogs

10 months, \$20/mth

This precious quilt from Bunny Hill has adorable cats and dogs frolicking through the town. Done in Moda's Puttin' on the Ritz fabrics in soft blues, pinks and grays.

6 slots available



Forest Galorest

6 months, \$40/mth

Delightful woodland creatures frame a gallery of forest critters. An appliqué quilt sure to please.

8 slots available



#170 January

Little Stitchies, Houses

12 months, \$12.50/mth

Simple embroidered houses lead you through the year. Each month you get a new house to stitch, plus the borders.

6 slots available



Stars Around the Garden

9 months, \$17/mth

Beautiful star blocks surround a simple, yet elegant floral appliqué, finished off with a wide border perfect for showcasing quilting. You will enjoy making 2 star blocks each month for 7 months. The last two months have the simple appliqué.

6 slots available



Super Scrappy 4 Patch Chain

12 months, beginning in February

Come in and get on the waiting list for this wonderful Marti Michell block of the month. Scrappy quilts are great fun to make and Marti will make it super easy to do with Brenda showing you what to do.



BOM Sale

Kindred Spirits

Now 1/2 Price!

6 months, \$10/month

This beautiful pieced quilt

has a large center block surrounded by borders and a sampling of smaller pieced blocks.

7 slots available

Starting December 26 -

Individual blocks from some of our past BOMs will be on sale.

SALE SALE SALE

**DECEMBER 26-
JANUARY 7**

**CHECK STORE AND
WEBSITE
FOR DETAILS**

CLUBS & BEES

**All Things Asian Club****This quarter—Jan. 9, March 12**

This club meets every other month on the second Monday of the month from 10am–3pm. Lois Smith leads this club and teaches projects which vary from wall quilts to jackets and other manageable projects. All projects make use of the gorgeous Asian fabrics available today. Kits are available for purchase if desired. Membership cost is \$35 for the year. This club is open.

Art of the Hand Assoc.**This quarter—Jan. 11, 25, Feb. 8, 22, March 7, 21**

Join us every other Wednesday from 1:30–4:30 to work on handwork. This bee covers all forms of handwork, not just quilting related. There is no charge or registration. This club is open.

Bobbi's Bee**This quarter—Jan 4, 11, 18, 25, Feb 1, 8, 15, 22, 29, March 7, 14, 21, 28**

This Bee does handwork of all kinds, whatever you are working on. It meets most Wednesdays of every month from 1-4pm. There is no fee for this club. This club is open. For more information call Bobbi Ashley at 836-5658.

Busy Hands Bee**This quarter—Jan. 26, Feb. 23, March 22**

Love hand appliqué? Or embroidery/red work? If you like to do handwork, this is the club

for you. We meet once a month on the fourth Thursday from 1-4 pm. Bring whatever project you wish to work on. There is no formal instruction with this bee, however, Joan Henarie is here to demonstrate and help anyone who needs it. There is no fee to join. This club is open.

Greater San Antonio Quilt Guild Quilt In**This quarter—Jan. 25, Feb. 22, March 28**

Bring your own project to work on as you fellowship with other quilters. This is an informal group that meets the fourth Wednesday of each month from 10am–12 pm. This club is open to all GSAQG members.

Long Arm/Mid Arm Quilters**This quarter— Jan. 19, Feb. 16, March 15**

This club meets every month on the 3rd Thursday from 1-3 pm. Share tips and ideas with other long arm and mid arm quilters and get inspired. Bring a sample to show. There is no charge. This club is open.

Machine Embroidery Project of the Month (POM) Club**This quarter— Fridays, Jan. 6, Feb. 3, March 2**

This club meets every month . Don McEwen teaches a different embroidery project each month. Any embroidery machine can be used. Cost is \$25 per month and includes the design. This club is open.

Maria's Appliqué Club**This quarter—Jan. 26, Feb. 23, March 22**

Each month Maria Connolly will lead this club through an appliqué block of the month or project. Have lots of fun as you let Maria lead you in an appliqué adventure! There is no fee for this club. This club is open.

From Marti and Me Clubs**This quarter—Jan. 14, Feb. 11, March 10****Cost is \$35 for the 6 month club.****11:00am-12:30pm**

"Memorable Stars"— This group has been going on for a bit, we always welcome new members though! This is a great club for the quilter who has lots of Marti's tools but hasn't learned how to use them!


1:30-3:00pm

"Patchwork Memories" - This group is another ongoing group but we have not done as many projects as the Memorable Stars group. If this is the best time for you, come on in to this group...we still have lots to learn!

3:00-4:30pm

"Stitching Memories" - This is a brand new group starting in 2012! We would love for you to join us and start stitching up some memorable projects. If you want to learn all about the Marti Michell tools, this is the best place for you to start! Even if you have our tools but haven't used them, come and let Brenda remind you why you thought the tools were so great in the first place.

CLUBS & BEES



NW Joyful Threads, SA Sewing Guild

This quarter– Jan. 17, Feb. 21, March 20

For more information about this sewing group, you can call Lyn at 210-521-0912.

Paper Piecing Club

This quarter—Jan. 7, Feb. 4, March 3

This club will meet the 1st Saturday of each month beginning in March from 1-4pm. Barbara Craig will be your guide as you work on your paper piecing projects. With further projects chosen as the club progresses. The club is \$10 per session and will continue to meet the 1st Saturday of the month for the rest of 2011.

This 'n That Club

This quarter— Jan. 2, Feb. 6, March 5

This club meets every month on the first Monday 10am-3pm. If you want to laugh, make new friends, have fun and learn new techniques, this is for you. This club does a variety of projects—you'll never be bored! Membership cost for the club is \$35 for the year. This club is open.



Wool Club

This quarter– Jan. 18, Feb. 15, March 21

There's nothing like the feel of working with wool. Wool appliqué is easy and quick to do. Join the fun every 3rd Wednesday from 10am to 1pm. Do the club project, or do your own. There is no club fee.

Is it a Club? Is it a Class? Or a bit of both—

Memory Makers

This quarter– Jan. 4, Feb. 1, March 7

If you want to learn how to do a crazy quilt, this club is for you. The thing that makes a crazy quilt so beautiful is all the embroidery, both silk ribbon and regular embroidery. Learn how to piece a crazy patch, then each month you will learn a new stitch or combination of stitches to add to your crazy patch. In the process you will learn about needles, threads/floss, stabilizers, hoops, designer threads, and silk ribbon. Work on our project, or one of your own. Once a quarter you will receive a free pattern. A great bee for beginners or anyone who enjoys hand embroidery and silk ribbon work. Lead by Mary Lou Burges, this club meets the 1st Wednesday of each month from 10am-12 noon. Club fee is \$20/year.

From Marti and Me

This quarter—Jan. 14, Feb. 11, March 10

Got Perfect Patchwork Tools? Want to know how to use them? On the second Saturday of each month, we will have a Marti Michell invasion! Brenda Asmus, a from Marti educator will be conducting a series of From Marti and Me clubs. If you are interested in learning about the tools that will make your quilting life easier, and how to use these tools, then come and join any or all of the From Marti and Me clubs. The clubs are done in six month increments. No worries...at the end of six months we will offer a continuation. Each of the three clubs will start with a different project, just choose the

time that is best for your schedule. Brenda gives a comprehensive lecture/demo with step by step piecing instructions. We do have tons of fun and some learning goes on as well.



JANUARY 2012



Sun	Mon	Tue	Wed	Thu	Fri	Sat
<p>1</p> <p>Happy New Year!</p> 	<p>2</p> <p>This 'n That 10am-3pm</p>	<p>3</p>	<p>4</p> <p>Memory Makers 10am-12 noon</p> <p>Bobbie's Bee 1-4pm</p>	<p>5</p>	<p>6</p> <p>Machine Embroidery POM 5:30-8:30pm</p>	<p>7</p> <p>Paper Piecing Club 1-4pm</p>
<p>8</p>	<p>9</p> <p>All Things Asian 10am-3pm</p>	<p>10</p>	<p>11</p> <p>Art of the Hand 1:30-4:30pm</p> <p>Bobbie's Bee 1-4pm</p>	<p>12</p> <p>Tied Together Bee 10:30am-4pm</p>	<p>13</p>	<p>14</p> <p>Machine Emb. Club Project 10am-4pm</p> <p>Marti Michell clubs- Memorable Stars-11-12:30pm</p> <p>Patchwork Memories-1:30-3pm</p> <p>Stitching Memories-3-4pm</p>
<p>15</p>	<p>16</p> <p>Embroidery Bee 9:30-12:30 (closed bee)</p>	<p>17</p> <p>NW Joyful Threads 6:30—8:30 pm</p>	<p>18</p> <p>Wool Club 10am-1pm</p> <p>Bobbie's Bee 1-4pm</p>	<p>19</p> <p>Basic Applique 1 & 2 10am-1pm</p> <p>Longarm Club 1-3pm</p>	<p>20</p> <p>Finishing Fridays 6-9pm</p>	<p>21</p> <p>Mystery Quilt 12-8pm</p>
<p>22</p> 	<p>23</p> <p>Quilting Beginning to End 1/4 1-5pm</p> <p>Beginning Sampler 1/7 6-9pm</p>	<p>24</p>	<p>25</p> <p>GSA Quilt In 10am-12noon</p> <p>Art of the Hand 1:30-4:30pm</p> <p>Bobbie's Bee 1-4pm</p>	<p>26</p> <p>Maria's Appliqué BOM Club 10am-1pm</p> <p>Busy Hands Bee 1-4pm</p>	<p>27</p>	<p>28</p> <p>Marti's Winding Ways 10am-4pm</p>
<p>29</p>	<p>30</p> <p>Quilting Beginning to End 2/4 1-5pm</p> <p>Beginning Sampler 2/7 6-9pm</p>	<p>31</p>				


FEBRUARY 2012



Sun Mon Tue Wed Thu Fri Sat

			<p>1</p> <p>Memory Makers 10am-12noon</p> <p>Bobbi's Bee 1-4pm</p>	<p>2</p> <p>Turning 20 with a Twist 1/2 6-9pm</p>	<p>3</p> <p>Machine Embroidery POM 5:30-8:30pm</p>	<p>4</p> <p>Paper Piecing Club 1-4pm</p>
<p>5</p>	<p>6</p> <p>This 'n That 10am-3pm</p> <p>Quilting Beginning to End 3/4 1-5pm</p> <p>Beginning Sampler 3/7 6-9pm</p>	<p>7</p>	<p>8</p> <p>Bobbi's Bee 1-4pm</p> <p>Art of the Hand 1:30-4:30pm</p>	<p>8</p> <p>Tied Together Bee 1 0:30am-4pm</p> <p>Turning 20 with a Twist 2/2 6-9pm</p>	<p>10</p>	<p>11</p> <p>Mach. Emb. Club Project 10am-4pm</p> <p>Super Scrappy 4 Patch BOM 10-11am</p> <p>Marti Michell clubs- Memorable Stars-11-12:30pm</p> <p>Patchwork Memories-1:30-3 Stitching Memories-3-4pm</p>
<p>12</p>	<p>13</p> <p>Quilting Beginning to End 4/4 1-5pm</p> <p>Beginning Sampler 4/7 6-9pm</p>	<p>14</p> <p>Happy Valentine's Day!</p> 	<p>15</p> <p>Wool Club 10am-1pm</p> <p>Bobbi's Bee 1-4pm</p>	<p>16</p> <p>Basic Applique 1 & 2 10am-1pm</p> <p>Longarm Club 1-3pm</p>	<p>17</p> <p>Finishing Fridays 6-9pm</p>	<p>18</p> <p>Marti Mystery 12- 8pm</p>
<p>19</p>	<p>20</p> <p>Embroidery Bee 9:30-12:30 (closed bee)</p> <p>Winter Solstice 1/2 1-3pm</p>	<p>21</p> <p>NW Joyful Threads 6:30—8:30 pm</p>	<p>22</p> <p>GSA Quilt In 10am-12noon</p> <p>Bobbi's Bee 1-4 pm</p> <p>Art of the Hand 1:30-4:30pm</p>	<p>23</p> <p>Maria's Appliqué BOM Club 10am-1pm</p> <p>Busy Hands Bee 1-4pm</p>	<p>24</p>	<p>25</p> <p>One Block Wonder 10am-4pm</p>
<p>26</p>	<p>27</p> <p>Beginning Sampler 5/7 6-9pm</p> <p>Winter Solstice 2/2 1-3pm</p>	<p>28</p>	<p>29</p> <p>Bobbi's Bee 1-4 pm</p>			

MARCH 2012



Sun	Mon	Tue	Wed	Thu	Fri	Sat
 <p><i>In like a lion....</i></p>				1	2 Machine Embroidery POM 5:30-8:30pm	3 Paper Piecing Club 1—4 pm
4	5 This 'n That Club 10am—3pm Beginning Sampler 6/7 6-9pm	6	7 Memory Makers 10am-12noon Bobbi's Bee 1-4pm Art of the Hand 1:30-4:30 pm	8 Tied Together Bee 10:30am-4pm	9	10 Mach. Emb. Club Project 10am-4pm Super Scrappy 4 Patch BOM 10-11am Marti Michell clubs- Memorable Stars-11-12:30pm Patchwork Memories-1:30-3 Stitching Memories-3-4pm
11	12 All Things Asian 10am-3pm Beginning Sampler 7/7 6-9pm	13	14 Bobbi's Bee 1-4pm	15 Basic Applique 1 & 2 10am-1pm Longarm Club 1-3pm	16 Finishing Fridays 6-9pm	17  Happy St. Patrick's Day Dahlia 1/3 10am-5pm
18	19 Embroidery Bee 9:30-12:30 (closed bee) Machine Quilting 1-4pm	20 NW Joyful Threads 6:30-8:30pm	21 Wool Club 10am-1pm Bobbi's Bee 1-4pm Art of the Hand 1:30-4:30pm	22 Maria's Appliqué BOM Club 10am-1pm Busy Hands Bee/1-4pm	23	24
25	26 Beginner's Quilting 1/6 6-9pm	27	28 GSA Quilt-In 10am-12 noon Bobbie's Bee 1-4pm	29 Sweet Street 1/2 1-3pm	30 	31 Dahlia 2/3 10am-5pm <i>...out like a lamb.</i>

CLASS SCHEDULE - JANUARY - MARCH 2012

HAND APPLIQUE, BASIC I

Learn three methods of hand appliqué in this one session class. Maria will teach 2 methods of needle turn with the blind stitch (freezer paper on top and freezer paper on bottom), as well as fusible with a buttonhole stitch. You will get practice with points, convex and concave curves, and stems. This class is offered three times.

HAND APPLIQUE, BASIC II

This class is for those that have learned the basics of hand appliqué, points, convex and concave curves, and wish to take their appliqué to the next level. This class can accommodate both intermediate and advanced students. One focus in this class will be how to appliqué bias strips. In this class you will appliqué an actual design that will include bias strips. Basic 1 class is a prerequisite. This class is offered three times. Both classes are held concurrently. Maria will teach you based on your skill level.

Dates : Thursdays, January 19, February 16, March 15

Time: 10am-1pm

Teacher: Maria Connolly

Cost: \$15.00 plus supplies

QUILTING FROM BEGINNING TO END-

Learn the basics of beginning quilting by making a small quilt or wall hanging. You will learn how to measure and cut fabric, sew and press accurately, baste, quilt, and bind your quilt. This is a 4 part class.

Dates: Mon. Jan. 23, 30, Feb. 6 & 13

Times: 1-5pm

(Quilting from Beginning to End continued)

Teacher: Linda Stanchos

Cost: \$89 plus supplies

This class is offered through NSISD, therefore you will need to register through NISD.

BEG. QUILT SAMPLER-

In this series of classes you will make a sampler quilt; which is a quilt made of different types of blocks, each teaching a different method. You will learn strip piecing, ½ triangle squares, ¼ triangle squares, flying geese, curved piecing and paper piecing. You will also get ideas on how to set your blocks and add borders. Demos on basting, quilting and binding your quilt will also be given. This is a 7 session class.

Dates: Monday, Jan. 23, 30, Feb. 6, 13, 20, 27, March 5 & 12

Time: 6-9 pm

Teacher: Linda Stanchos

Cost: \$65.00 plus supplies

FINISHING FRIDAYS

Join us one Friday evening each month to finish your UFOs (unfinished projects) with friends. Come join in the fun!

Dates: January 20, February 17, March 16

Time: 5-9pm

Teacher: Barbara Craig

Cost: \$10 each session

WINDING WAYS-

Join us as we learn to cut and sew some gentle curves. The end result is a dynamite pattern of overlapping circles. The class project is a table runner but you can certainly keep going into a full sized quilt. We will be using from *Marti Michell* templates for this project. Brenda strives to make the class a pressure

(Winding Ways continued)

free environment focused on teaching you a new skill. Give curves a try!

Date: Saturday, January 28

Time: 10am-4pm

Teacher: Brenda Asmus

Cost: \$25 plus supplies

TURNING TWENTY WITH A TWIST-

Make the newest version of the ever popular Turning Twenty quilt. An easy and fun quilt to do, you will love the added "Twist" in this one! This is a two part class.

Date: Thursday, February 2 & 9

Time: 6-9pm

Teacher: Linda Stanchos

Cost: \$35 plus supplies

WINTER SOLSTICE-

Make a beautiful dimensional machine embroidered landscape from Cindy Losekamp. In the first class you will learn the background piecing technique, including how to print on fabric. The second class will teach machine embroidery including accurate design placement using templates and machine embroidery using digitized designs. It doesn't matter what brand of embroidery machine you have but you need to be familiar with your machine. Your teacher, Deb France, has taught machine embroidery classes for many years. This is a 2 session class.

Dates & Times: Mondays, February 20 from 1-3pm and February 27 from 1-4pm

Teacher: Deb France

Cost: \$30 plus supplies

CLASS SCHEDULE, CONTINUED JANUARY-MARCH 2012

ONE BLOCK WONDER-

Make this one of a kind quilt by using one fabric and one shape—a 60° triangle. Unique kaleidoscope blocks are produced by aligning the printed design of several layers of fabric and then cutting and sewing the triangles together. Arrange the blocks in a manner that is pleasing to you, assemble, and voila! - your very own masterpiece.

Date: Saturday, Feb. 25

Time: 10 am -4 pm (bring a lunch)

Teacher: Linda Stanchos

Cost: \$35 plus supplies

GIANT DAHLIA—

Come and start your spring gardening early at our DAHLIA class! The Dahlia is one of nature's showiest blooms but not always easy to grow in our Texas climate! In this class you will be able to create a Bloom that will never fade. No water or fertilizer needed! Brenda will guide you through the steps! We will be using "From Marti Michell templates" and rotary cutting techniques! We will also be using curved sewing techniques as well as dot to dot sewing. The main focus of this retreat is to have fun while learning a new pattern. The Dahlia is a "beyond beginner" project and Brenda encourages you to build your skills! There will be rental templates available during class. Bring your positive attitude and be prepared to make new friends.

Date: Saturday, March 17 & 31, April 7

Time: 10am-5pm in March, 10am-1pm in April

SWEET STREET-

Learn how to do scalloped borders while making this sweet wall hanging. The wall hanging is made of 2 simple blocks with a fabulous scalloped border. This is a 2 session class.

Dates & Times: Thursday, March 29 from 1-3pm and April 5 from 1-4pm

Teacher: Deb France

Cost: \$25 plus supplies

BEGINNER'S QUILTING-

With this class you will be introduced to some of the history behind quilting, tools we use, strip cutting, chain piecing, machine piecing, appliqué, machine & hand quilting, borders with mitered corners, binding, & labeling. Also, since quilters love fabric we will discuss blending fabrics, color value and print value plus the proper way to preserve and care for quilts. Diane is a master quilter with 15 years experience at teaching and machine quilting for the public. This is a 6 session class.

Dates: Mondays—March 26, April 2, 9, 16, 23, & 30

Time: 6-9pm

Teacher: Diane Rogers

Cost: \$100 plus supplies (pattern included in class fee)

REMEMBER!

We carry a large selection of fine decorator fabrics.

From upholstery to window décor

Come check us out!



MYSTERY QUILTS

This quarter Martha Robinson will be teaching her Mystery Quilt on Saturday, January 21 from 12 noon -8pm.

There will also be a Marti Michell Mystery taught by Brenda Asmus on Saturday, February 18 from 12 noon-8pm.

As always, bring a covered dish or dessert to share, your sewing machine and supplies, and we will provide the beverages.

Cost for a mystery class is \$25.00 plus supplies and your covered dish. Class size is limited to 10 students, and classes tend to fill up quickly, so don't wait too long to sign up!

WHAT DO I NEED TO KNOW TO TAKE A CLASS?

✂ Classes must be paid for at the time of registration.

✂ Classes require a minimum of 3 paid students at least 7 days before class time for class to make. Some classes may require a higher student minimum, depending on class and teacher.

✂ Supply lists are provided at the time of payment.

✂ Cancellations must be made four business days before class date for participant to receive a transfer to another class by the same teacher.

✂ If we have to cancel a class, a cash refund will be given.

✂ Classes are limited to paid participants only. Please, unless the class is for children, do not bring children.

SEWING MACHINE/SERGER REPAIR & SCISSOR SHARPENING

Free Estimates

Machines cleaned, oiled, and tension adjusted

\$54.95

\$64.95—Sergers

\$89.95—Computerized Machines

Every Wednesday

10:00am—4:30 pm

Scissors, Upholstery & Pinking Shears—\$3.00 to \$5.00

Any make, any model worked on.

Sergers, Electronic/ Computerized Machines and some European models are additional

Machines & Scissors can be dropped off anytime during store hours

All work done by Paul Schlogel & Son -

Cell: 830-556-5042

Area Quilt Guilds

Alamo Heritage Quilt Guild

Meets the 2nd Thursday, 7 pm
St. Matthew's U. M. Church, 2738
Bitters Rd.
(between Broadway and
Nacogdoches)
www.alamoheritagequiltguild.com

University Quilt Guild

Meets 3rd Monday, 9:30am
University U. M. Church
5084 De Zavala

Castroville Quilters & Stitchers

Meets 3rd Tuesday, 9:30am
Braden Keller Center
Castroville

Greater San Antonio Quilt Guild

Meets 2nd Saturday, 10 am
St. Andrew's Presbyterian
8231 Callaghan Rd.
(off IH10)
www.sanantonioquilt.org

New Braunfels Area Quilt Guild

Meets 3rd Saturday, 9:30am
Guadalupe Valley Telephone
Cooperative Auditorium
36101 FM 3159
New Braunfels
www.newbraunfelsareaquiltguild.org

Medina County Quilt Guild

Meets 1st Wednesday, 10am
1st Baptist Church
301 Pearson, Natalia

NQA—Alamo Stars Chapter

Meets 2nd Wednesday, 9:30am
Northwood Presbyterian Church
518 Pike Place
San Antonio

PRSR STD
U.S. POSTAGE PAID
CASTROVILLE, TX
PERMIT NO. 80

M E M O R I E S B Y T H E Y A R D

8015 Mainland Dr.
San Antonio, TX 78250
(Just off Bandera Rd. , on the right)

www.memoriesbytheyard.com

Phone: 210-520-4833
email: memoriesbytheyard@sbcglobal.net
Visit us on Facebook!

Helping you make memories to last.

EMAILS—If you are not receiving email notices from us, you may be missing out on some good announcements—first notice of new merchandise, sales, and classes. Come by the shop and give us your address and we will get you added to our email list. Get the info fast and first!

How to find us...
We are located on Mainland Dr. right off Bandera Road. Turn West on Mainland Dr. and we are the second large building on the right.

Store hours:
Monday, Tuesday, Thursday 10am-7pm
Wednesday, Friday, Saturday—10am-5pm
Closed on Sundays